

Table of Contents

OCS NEWSLETTER MAR2019 revised	2
OCS NEWSLETTER FEB2019 (3)	12
OCS NEWSLETTER JAN2019 (2)	24
OCS NEWSLETTER DEC2018	37
OCS NEWSLETTER NOVEMBER 2018	46
OCS NEWSLETTER OCTOBER 2018	55
OCS NEWSLETTER SEPTEMBER 2018	62

OCALA CAMELLIA SOCIETY NEWSLETTER

Belea T. Keeney, Editor

Happy Blooming Season!

MARCH 2019

NEXT MEETING:

THURSDAY, MARCH 7, 2019

The last meeting of the Ocala Camellia Society 2018-2019 season will be on Thursday, March 7, at 6:00 p.m. (a little early to allow for gorging!) in the Community Room at the Ocala Police Station located at 402 S. Pine Ave.

Our speakers this month will be our own Bob Wiedman and Patrick Andrews, giving us tips and techniques for air layering. These two camellia whizzes started air layering in a big way back in the early 2000s. They asked many camellia experts how they did air layers, and they researched the American Camellia Society information on the subject.

Their technique is a combination of these techniques. They achieve pretty near 100% success with japonicas, a little less with hybrids and sasanquas, and even have some success with reticulatas. They have air layered most cultivars from several local gardens, and their garden now contains more than 2,500 camellias.



We'll also have our annual potluck dinner. You're welcome to bring a side dish, snack, or dessert. The club is providing meats and drinks.

One note: the Parade of Breeds will be taking place downtown that afternoon at 5 p.m. so traffic will be affected. People, horses, and trailers will be afoot/ahoo!

OCALA CAMELLIA SOCIETY EXECUTIVE COMMITTEE

The officers of the Executive Committee of the Ocala Camellia Society for 2018-2019 are:

President: Jill Reed, 352-591-4343

Vice-President: Susan Dunn, 352-694-4461

Secretary: Zlato Sabo, 352-237-5537

Treasurer: Laura Perdomo, 352-625-6467

Directors: Patrick Andrews, 352-895-8762
Charlotte Bunyan, 352-624-3022
Ann Greenwood, 352-347-9992
Marge Hendon, 352-625-3510
Joan&Don LaClair, 352-693-5047
Judy Vaughn, 352-502-3837
Bob Weidman, 352-840-3911

New officers will be installed in our March meeting.

OCALA CAMELLIA SOCIETY

Members, friends, and interested gardeners from the general public are invited to attend our monthly meetings. Members are encouraged to bring friends and potential new members.

March 7, 2019 – last meeting of this season and potluck dinner.



We will start the 2019-2020 season September 5, 2019 and ending on March 5, 2020.

PRESIDENT'S MESSAGE

Jill Reed, President

I have a tendency to let things get overgrown. Those who have seen my so-called “garden” know that it is wild and unruly, as much wildlife habitat as it is garden. I enjoy seeing all the critters that enjoy the shelter and abundance of my little ecosystem, I enjoy all the insects that enjoy my weeds more than anything else, and I enjoy all the little volunteers that spring up and thrive because of my laissez faire gardening philosophy.

But this summer, we’re hosting a wedding here! My eldest and her beloved want to be married at the homestead. So as not to horrify the friends and in-laws, who are not attuned to the eccentricities of the Reeds, we are bringing some civilization to the ground, which means lots of tree-cutting, pruning, and mowing.

I am lucky that Bob and Patrick could recommend a wonderful man that is skilled and efficient at wreaking devastation on foliage. The entire south “garden” was wiped out in a matter of hours. The next day, my big black snake that loved that area was out there wondering “where’s my stuff” and then, sadly, he moved out. Nonetheless, I am surprised to discover that I am finding pleasure in pruning, cutting down, and getting rid of plants unworthy of the space they occupy.

So now for the camellias. Pruning is coming up for them, too, and the timing is right. The sasanquas encroaching on the house and obstructing the view from the windows have already fallen to the loppers. The japonicas are up next. Anything that looks untidy is gone! They will be trimmed up and shaped up, so that even though they won’t be blooming for the big event, they still will look nice in the landscape.

It’s probably a good thing for the camellias that I am overcoming my reluctance to cut and prune. I know it is better for them to be thinned out – not like Charlie Brown’s Christmas tree – but groomed. I guess it is fortunate for my camellias that my daughter is getting married here this summer!!

I doubt that this new style will last. I like the wildness of my former garden and its inhabitants too much to keep it neat, pruned, mulched, weeded, and otherwise civilized. I want my black snake to come back. In the meantime, I’ll take pleasure in these more orderly surroundings and try to sustain that at least on behalf of the camellias, which seem to be very civilized plants.

On a completely unrelated note, this is my final president’s message. It has been a learning experience and a pleasure to serve as president of this club, made up of a fine group of people. Thank you for the opportunity! I hope I have served you well, and I love you all!

Jill



2019/2020 Slate of Officers

By Susan Dunn

As the nominating committee chair, I have a slate of officers to put before the members for next year. Voting will take place at the March meeting.


President - Laura Perdomo
Vice President - Ann Greenwood
Secretary - Cindy Witmer
Treasurer - Bob Weidman

Board members:

Patrick Andrews
Michael Dorsey
Susan Dunn
Dick Greenwood

Marge Hendon
Belea T. Keeney
Jill Reed
Zlata Sabo
Judy Vaughn

The board and its directors determine the focus of club activities, including speakers for the meetings, work days, special events, and production and organization of the annual show. Please join us for this important aspect of managing our camellia club!



THE OCALA CAMELLIA SOCIETY WEB PAGE IS ON TWO WEBSITES

The following link is the web page for the Ocala Camellia Society on the American Camellia Society website. While we don't have anyone to add much content to our page, Camille Bielby at ACS does update the information for us based on information in our newsletter. You can find our newsletter there and thus know when our meetings are in case you forget. You can also download our show program to prepare for our camellia show. If you are reading this on your computer, just click on the link to visit the site.

<https://www.americancamellias.com/about-american-camellia-society/clubs-societies/local-clubs-societies/florida-clubs-societies/ocala-camellia-society>

Another website that provides a web page for us is the Atlantic Coast Camellia Society. They also provide information about our club, and they also post our newsletter and show program. This is the link to visit our page there:

<http://www.atlanticcoastcamelliasociety.org/Ocala%20CS.html>

Both of these websites have valuable information, and most of it is free. I encourage you to join both organizations, as they support us with these services and tools. In particular, the Atlantic Coast Camellia Society has probably the largest picture resource in the world, and you can search by cultivar or flower feature (e.g., color, form, species). Be sure to check it out!



Minutes from February 7, 2019 Ocala Camellia Society Meeting

By Zlata Sabo, Club Secretary



The February meeting of OCS was opened by Jill, with greeting and introduction of new members. The secretary's report, as published in the newsletter, was accepted. Laura presented the treasurer's report with profits and expenses for the month. The ending bank balance was \$6,602.33.

Jill reported on our Camellia Day at Silver Springs and said that it was surprisingly successful. Even though the day was dreary and wet, many visitors to the garden stopped by our table. Many purchased plants and some stayed for camellia presentation by Bob and Patrick. A good size group went with Ranger Craig for the tour of the gardens and specifically to see the Camellia Garden.

Our annual Camellia Show was also very successful. The weather didn't cooperate on Sunday, but even with the rain and cold we have a good number of visitors who thoroughly enjoyed our show. There were over 1,379 flowers showing off their beauty.

Patrick and Bob reminded us about their open house on Sunday, February 10, from 12:00-3:00 p.m. They will proudly show their garden with over 2,500 camellia plants.

Ann Greenwood is in charge of planning a day trip. The information she received from Bok Tower Garden says that the best time to see gardens for camellia blooms is at the end of February or in early March. We should also definitely plan to see Pinewood Estate, a 20-room Mediterranean style mansion, built in early 1930s.

Jill asked for suggestions as to whom we would like to see as presenters at our meetings next year.

Belea presented a two-minute tip on fertilizers. She explained that there are several ways to fertilize your camellias: horse or cow manure, leaves, pine straw, and other organic matter. Manure must age before being used or it will burn the plants. Compost and leaves around plants look great, and in time as they decompose, make good fertilizer for the plants.

Susan was in charge of club nominating committee. The officers for the 2019-2020 year are:

President - Laura Perdomo

Vice president/Program organizer - Ann Greenwood

Secretary - Cindy Witmer

Treasurer - Bob Weidman

CAMELLIA IN THIS MONTH'S RAFFLE

Happy Times



CAMELLIAS IN THIS MONTH'S AUCTION

Wm Forrest Bray Var.

Cloisonne

El Rojo



CAMELLIAS IN THIS MONTH'S AUCTION (continued)

Early Autumn



Bev Piet's Smile



Nuccio's Carousel



Sweetie Pie Red



Alcyone Ostberg



CAMELLIA CULTURE- SPRING/SUMMER



Willard Scott

Enjoy the flowers that are left on your shrubs and get ready for summer, which seems to be approaching fast this year!

SPRAYING: Spider mites and scale insects may start to be a problem as the weather warms, so keep a close eye out for them. Spider mites cause the leaf to appear bronze, particularly along the central rib, and can ruin the look of the foliage. Scale insects can be seen on the lower surface of leaves and result in yellowing and dropping of the leaves. You can spray with Orthene (or other chemical) to control mites. Insecticidal oil (such as Super Fine) kills mites and scales but be sure to coat both sides of the leaves, and do not spray during hot temperatures. Check with local camellia growers for other spraying tips and to find out what they spray with to control these insects.

COLLECTING AND PLANTING SEEDS: Some of your camellia seeds have probably already matured, but you can continue to collect and plant fresh seed through September. Place the seeds immediately in moist vermiculite or other soilless mix, and cover with plastic wrap until they sprout, at which time you can plant them in pots.

PLANTING: Potted camellias can be planted at any time of the year, but remember to water at least twice a week. Be sure to plant them above the soil level to allow for settling. Never plant a camellia at a level lower than it is growing in the pot.

PRUNING: Prune by hand selectively after all blooming is completed. Camellias should not be “topped off” or pruned with hedge clippers into extreme rounded or square-off shapes. Prune from the inside out to create better airflow and remove dead or diseased branches. Remove any crossed branches that rub together.

WATERING: It is very important to water regularly during any dry periods. Camellias should receive a deep watering (1 inch) once a week. This is true year-round, but is more crucial during dry periods. We’ve had an average February so you may not need to water as often as in previous years.

FERTILIZING: Once blooms are completely done (usually mid to late March), you can start to supplement your soil once again. Remember, you’re feeding the soil, not the plant. You can use any fertilizer after this time, including acid-lovers varieties, and be sure to spread the fertilizer out to the drip line. Mulch out past the drip line to protect those close-to-the-surface root systems, and stand back!



OCALA CAMELLIA SOCIETY
APPLICATION FOR MEMBERSHIP FOR 2019-2020

The Ocala Camellia Society is a local society, affiliated with the American Camellia Society, whose members meet the first Thursday night of the month, September through March, and presents an annual camellia show during January. The monthly meetings are devoted to various cultural aspects of camellias. Annual dues are \$10 for individuals and \$15 for couples. Dues are collected in September for the camellia season. Please complete the application below for membership in the Ocala Camellia Society.

OCALA CAMELLIA SOCIETY

Single Membership () \$10.00

Couple Membership () \$15.00

Corporate Membership () \$50.00

Total Enclosed \$_____

Date of Application _____

Name: Mr. _____

Ms./Mrs. _____

Address _____

City _____ State _____ Zip Code _____

Telephone Number: Home () - Cell () -

Email: _____

Please make your check payable to OCALA CAMELLIA SOCIETY and send to: Laura Perdomo, Treasurer, Ocala Camellia Society, 11960 NE 52nd Place Road Silver Springs, FL 34488.



OCALA CAMELLIA SOCIETY NEWSLETTER

Belea T. Keeney, Editor

Happy Blooming Season!

FEBRUARY 2019

NEXT MEETING SET FOR THURSDAY, FEBRUARY 7, 2019

The next meeting of the Ocala Camellia Society will be on Thursday, February 7, 2019, in the Community Room at the Ocala Police Station located at 402 S. Pine (Pine Plaza) in Ocala.

Our speaker this month will be Dr. Brenda Litchfield, from the Professor at the University of South Alabama. Along with Forrest Latta, she started the Camellia Club of South Alabama in Mobile which is still going strong. She and Forrest have completed the 3rd edition of *The Camellia Field Guide*, available from Amazon.

She was bitten by the camellia bug when she walked through a mall and saw her first camellia show in 2004 and everything came together. Now she has about 300 varieties and adds more each year. Brenda travels extensively and has visited 62 countries. She has lived in China, and most recently, she lived in Thailand for six months last year while teaching at a university. She would spend her last dime on a plane ticket – or maybe a camellia!



Brenda's presentation will demonstrate the fun and easy process of waxing camellias. She will share her tips and tricks for making these beautiful blooms last even longer. It's easy to do and requires little equipment. Some paraffin wax and mineral oil and you are pretty much set. Join us for some hands-on fun. Please bring two or three camellias to wax.

OCALA CAMELLIA SOCIETY EXECUTIVE COMMITTEE

The officers of the Executive Committee of the Ocala Camellia Society for 2018-2019 are:

President: Jill Reed, 352-591-4343

Vice-President: Susan Dunn, 352-694-4461

Secretary: Zlato Sabo, 352-237-5537

Treasurer: Laura Perdomo, 352-625-6467

Directors: Patrick Andrews, 352-895-8762
Charlotte Bunyan, 352-624-3022
Ann Greenwood, 352-347-9992
Marge Hendon, 352-625-3510
Joan&Don LaClair, 352-693-5047
Judy Vaughn, 352-502-3837
Bob Weidman, 352-840-3911

OCALA CAMELLIA SOCIETY

Members, friends, and interested gardeners from the general public are invited to attend our monthly meetings. Members are encouraged to bring friends and potential new members.

February 7, 2019 – next regular meeting

March 7, 2019 – last meeting of this season and potluck dinner



We will start the 2019-2020 season September 5, 2019 and ending on March 5, 2020.

PRESIDENT'S MESSAGE

Jill Reed, President

Once again, we pulled off a very successful show, which could not have been done without the participation of so many of our wonderful club members! We had over **1370** blooms exhibited by 36 exhibitors. Half of the exhibitors were our own club members and we had 14 new people join the ACS and OCS combined.

There is a lot of effort that goes into holding a camellia show, and it's a relief when it all comes together. Even though we have done this year after year, there is still a lot that goes into the planning and the execution of the show! There is securing a location, publicity, lining up judges, and arranging hospitality for them – food and gifts. There are sale plants to be ordered, paid for, cared for, tagged with ACS tags, and our own individual color photo tags, and then sold. Print goods, including the entry cards, show schedule, membership applications and information flyers must be ordered or printed.

There is setup of the show and prep area before show day, arriving very early in the morning to receive entries, checking entries, placement, clerking, running selected flowers to the contention tables, tallying votes, moving winners to the head table, and recording and reporting show results. All the while, in addition to selling plants, when the show opens to the public, wonderful, friendly, knowledgeable members must welcome visitors, staff the information/membership table, sell raffle tickets, entice people to join the ACS and OCS, and circulate around the show room to engage visitors and answer questions.

At the end of the show, there is cleanup, which is welcomed by those that spent a good part of two to three days working the show!! I must say, using those plastic table covers made the cleanup a breeze!

In addition to the show this year, we also held a new event the weekend before, "Camellia Day at Silver Springs State Park." Bob and Patrick gave an informative "Camellias 101" talk, and had a room full of listeners, despite the gloomy, cold weather at the park that day. The park rangers gave a tour of the camellia garden, with Patrick supplying expert knowledge. We sold plants so fast that Marge went for more stock! We advertised the upcoming show, talked to a lot of visitors about camellias, and had 13 people sign up to receive a copy of the newsletter.

All told, I count 23 members that devoted their time and talents to these successful events, which fulfill our mission of engendering an appreciation for camellias and encouraging people to add these beautiful flowering plants to their landscape. In addition to these, we had help from three new members at the show, and the amazing contribution of Joan Smith of “Set Me Dreaming Photography” who photographed the show and generously provided a link to her beautiful photos for us to use! If you haven’t seen these on Facebook, you can follow this link to view them:

<https://setmedreamingphotography.smugmug.com/Ocal.../i-Z6Gb5Bk>



Photos courtesy of Joan Molyneux Smith (Set Me Dreaming Photography)

Finally, I’ve been contemplating what drives people to donate their time and effort to support these events. Maybe it’s partly for the companionship and the satisfaction of working toward a common goal, but mostly I think it is generosity, a genuine love of camellias and the desire to share their beauty with others. This is a fine thing to do – to give of yourself to make, even in a small way, a more beautiful and friendlier community. Thanks to all you wonderful people!

Mark **February 10** on your calendar for **Bob and Patrick’s annual open house**, where we can enjoy each other’s company, eat heartily, and saturate ourselves with endless beautiful camellias in their extensive plantings. It’s always a fun time meeting with friends and new acquaintances, all united by a passion for camellias.

Jill

2019/2020 Slate of Officers

By Susan Dunn

As the nominating committee chair, I have a slate of officers to put before the members for next year. Voting will take place at the March meeting.

President - Laura Perdomo
Vice President - Ann Greenwood
Secretary - Cindy Witmer
Treasurer - Bob Weidman

Board members:

Patrick Andrews
Michael Dorsey
Susan Dunn
Dick Greenwood

Marge Hendon
Belea T. Keeney
Jill Reed
Zlata Sabo
Judy Vaughn

The board and its directors determine the focus of club activities, including speakers for the meetings, work days, special events, and production and organization of the annual show. Please join us for this important aspect of managing our camellia club!




Photo courtesy of Joan Molyneux Smith (Set Me Dreaming Photography)

In the Spotlight – Richard Greenwood



Hi, my name might be Richard, but most everyone knows me as Dick. My wife, Ann, and I have been members of the Ocala Camellia Society for over five years. I was born out in Palo Alto, California, and after World War II moved back to Cuyahoga Falls, Ohio. My family then moved to Pompano Beach when I was about 10 years of age and that's where I basically grew up. I always was good with plants even when young and felt I could be a landscape architect, but it wasn't meant to be; I became a police officer and eventually landed in North Carolina. My father was a captain in charge of sworn personnel for the police force, and eventually, when they were having riots in Pompano Beach in the early 70s and needed police officers, I felt it was my duty to come back and help. After 30 years on the police force, with the last 10-12 being the best because I was a Marine Patrol officer during that time, it was time to retire. So I retired, but for the last ten years I have been working Security at the Villages Waterfront Inn.

As a child in south Florida, I was very successful in propagating plants from cuttings and air-layering; the hibiscus were the easiest. I even grew a coconut palm from a coconut! Some of my favorite plants are azaleas, Firepower nandina, gardenias, ferns and camellias. Ann likes her roses, lavender and herbs. Due to very limited space around our villa, which faces east, we have several sasanquas in the front; Mine-no-yuki, Shishi Gashira and October Magic Orchid. In back where we get a bit of shade, we have Camellia japonicas which are potted, due to space.

I enjoy our club meetings due to the variety of different topics and the valuable information that is passed on to members regarding our camellias, such as soil prep and alternatives to chemical use. I would like to see more instructional meetings pertaining to container growing, problems, successes, and pruning of plants. Lastly, I enjoy our friends and of course, the food!

Minutes from January 3, 2019 Ocala Camellia Society Meeting

By Zlata Sabo, Club Secretary



Following socializing and refreshments, Laura Perodno opened our January meeting. Dick Greenwood was the recipient of a door prize and will also be featured in the next spotlight.

Zlata Sabo presented a program on tea, which we now know comes from *Camellia Sinesis*. It is the process of picking the right leaves and the manner of drying them that accounts for their variety, and is the reason for diversity in color and flavor of the tea. During the presentation, club members enjoyed sampling several tea varieties brought by several club members, complete with tea cups and cookies.

Laura Perdonno gave the treasurer's report. After reimbursement for the purchase of camellias for the show, the balance in the club's account is \$5,110.74.

Camellia Day will be held in Silver Springs on January 20, from 11:00 am – 3:00 pm. Volunteers are needed to help with sales of plants. At 11:30 a.m., Bob and Patrick will give a talk on how to grow and take care of camellia plants. Marge will bring 20 plants for sale. At 12:30 p.m., Ranger Craig will give a tour of Camellia Garden at Silver Springs.

This year's Camellia Show will be at the Ocala Golf Club, January 26-27. The show will be open to the public on Saturday from 1:00 pm – 5:00 p.m. and Sunday from 9:00 a.m. – 4:00 p.m. Sign-up sheets were passed around for members to sign for various duties that need to be performed during the show. Patrick and Belea will do publicity for the show this year.

Since our planned trip to Georgia didn't happen, Ann Greenwood was asked to organize a trip to Bok Tower Gardens. Plans for the photo seminar fell apart so Judy was asked to organize a photo seminar for next year.

Susan was asked to head a Nominating Committee to choose officers for the next year.

Patrick made a motion that Bylaws be amended; he proposed that the number of members of the Board of Directors be changed from six to as many as the Board feels would be beneficial to the club, and that there is no more term limit.

Jill brought little pots for the flowers to be taken to the nursing homes to brighten residents' day. The meeting was adjourned and the auction and raffle began.

CAMELLIA IN THIS MONTH'S RAFFLE

Lauren Tudor



CAMELLIAS IN THIS MONTH'S AUCTION

Snow Swirl



Cherries Jubilee Var.



Miss Lillian



CAMELLIAS IN THIS MONTH'S AUCTION (continued)

Helen Beach



Burgundy Rose



Lover Boy Var.



Royal Velvet Var.



Imagination



Brooke



CAMELLIA CULTURE- WINTER



Willard Scott

DISBUDDING: Disbudding for the season should be completed. Now is the time to start pre-selecting your flowers for any upcoming shows and doing final, minor work. Plants have only so much energy for each bud, and if there are too many, none of the buds may open completely. You may also want to remove interior buds from a branch, as these will also take energy from the terminal bud. Some growers even take single buds from some branch tips so the plant's energy will be directed to even fewer buds. If you have ever wondered how some growers consistently have larger flowers, this is the reason. Don't be shy about removing buds.

GIBBING: Gibbing is the process of removing the growth bud next to a flower bud and filling the "cup" with a drop of gibberellic acid. This causes the remaining flower bud to swell and bloom much earlier than it normally would, and in most cases the flower is much larger. If you have buds left at this time of year and no more shows to attend, you may want to just let them bloom on their own

SPRAYING: Spider mites and scale insects may start to be a problem as the weather warms, so keep a close eye out for them. Spider mites cause the leaf to appear bronze, particularly along the central rib, and can ruin the look of the foliage. Scale insects can be seen on the lower surface of leaves and result in yellowing and dropping of the leaves. You can spray with Orthene (or other chemical) to control mites. Insecticidal oil (such as Super Fine) kills mites and scales but be sure to coat both sides of the leaves, and do not spray during hot temperatures. Check with local camellia growers for other spraying tips and to find out what they spray with to control these insects.

Ocala Camellia Society Newsletter —February 2019 – Page 10

COLLECTING AND PLANTING SEEDS: Some of your camellia seeds have probably already matured, but you can continue to collect and plant fresh seed through September. Place the seeds immediately in moist vermiculite or other soilless mix, and cover with plastic wrap until they sprout, at which time you can plant them in pots.

PLANTING: Potted camellias can be planted at any time of the year, but remember to water at least twice a week. Be sure to plant them above the soil level to allow for settling. Never plant a camellia at a level lower than it is growing in the pot.

PRUNING: Prune by hand selectively after all blooming is completed. Camellias should not be “topped off” or pruned with hedge clippers into extreme rounded or square-off shapes. Prune from the inside out to create better airflow and remove dead or diseased branches. Remove any crossed branches that rub together.

WATERING: It is very important to water regularly during any dry periods. Camellias should receive a deep watering (1 inch) once a week. This is true year-round, but is more crucial during dry periods. We’ve had an average January so you may not need to water as often as in previous years.

FERTILIZING: You do not want to fertilize in winter, as you do not want to encourage plant growth at this time of year. Wait until blooming has stopped (usually mid to late March). You can use any fertilizer after this time, including acid-lovers varieties, and be sure to spread the fertilizer out to the drip line.





UPCOMING ACS COOPERATIVE SHOWS AND EVENTS

The Southeast's show season is almost over!

THOMASVILLE, GA, Thomasville Garden Club, Inc., **2/9-10/2019**, at Thomasville Garden Center, 1002 South Broad Street, Annette Lauder and Carol Selph, (229) 226-7398, 2015quitmancamellia3000@gmail.com

ACS ANNUAL CONVENTION, Mobile, AL, Alabama Camellia Society, **2/17/2019**, at Mobile Convention Center, Chuck Shirk, 985-705-3052

FORT VALLEY, GA, Middle Georgia Camellia Society, **2/23/2019**, at Fetterman Building, Masee Lane, Tommy Martin and Jo Creel, (478) 235-0096, tommymartin0096@gmail.com

OCALA CAMELLIA SOCIETY
APPLICATION FOR MEMBERSHIP FOR 2019-2020

The Ocala Camellia Society is a local society, affiliated with the American Camellia Society, whose members meet the first Thursday night of the month, September through March, and presents an annual camellia show during January. The monthly meetings are devoted to various cultural aspects of camellias. Annual dues are \$10 for individuals and \$15 for couples. Dues are collected in September for the camellia season. Please complete the application below for membership in the Ocala Camellia Society.

OCALA CAMELLIA SOCIETY

Single Membership () \$10.00
Couple Membership () \$15.00
Corporate Membership () \$50.00

Total Enclosed \$_____

Date of Application _____

Name: Mr. _____

Ms./Mrs. _____

Address _____

City _____ State _____ Zip Code _____

Telephone Number: Home () - Cell () - _____

Email: _____

Please make your check payable to Ocala Camellia Society and send to: Laura Perdomo, Treasurer, Ocala Camellia Society, 11960 NE 52nd Place Road Silver Springs, FL 34488.



OCALA CAMELLIA SOCIETY

NEWSLETTER

Belea Keeney, Editor

HAPPY NEW YEAR!

JANUARY 2019

NEXT MEETING SET FOR THURSDAY, JANUARY 3, 2019

The next meeting of the Ocala Camellia Society will be on Thursday, January 3, 2019, in the Community Room at the Ocala Police Station located at 402 S. Pine (Pine Plaza) in Ocala.

Our speaker this month will be our own secretary, Zlato Sabo, and she'll talk to us about the history of tea, and of course, incorporating the use of camellia leaves. Our snacks for the evening will have a "tea party" theme, so you can bring food that fits into the tea party concept! This will be another fun and informative evening.

In addition to our speaker, this meeting is also our planning session for the flower show. We'll need volunteers for various show duties, and we need 25 sponsors for show awards, at \$20 each award and \$50 for the Best in Show award. We ask all members to approach local businesses and ask if they would please sponsor an award. We will acknowledge, with gratitude, the sponsors of each award on a sign at the show, in our newsletter, and on our Facebook page. Checks can be made out to Ocala Camellia Society and enter "show award" in the memo line.

And see pages 8-9 for the *plethora* of camellias in this month's auction and raffle. Ten total! Some gorgeous plants are up for grabs. Start off your new year with more camellias!

OCALA CAMELLIA SOCIETY EXECUTIVE COMMITTEE

The officers of the Executive Committee of the Ocala Camellia Society for 2018-2019 are:

President: Jill Reed, 352-591-4343

Vice-President: Susan Dunn, 352-694-4461

Secretary: Zlato Sabo, 352-237-5537

Treasurer: Laura Perdomo, 352-625-6467

Directors: Patrick Andrews, 352-895-8762
Charlotte Bunyan, 352-624-3022
Ann Greenwood, 352-347-9992
Marge Hendon, 352-625-3510
Joan&Don LaClair, 352-693-5047
Judy Vaughn, 352-502-3837
Bob Weidman, 352-840-3911

OCALA CAMELLIA SOCIETY

Members, friends, and interested gardeners from the general public are invited to attend our monthly meetings. Members are encouraged to bring friends and potential new members.

January 3, 2019

January 26-27, 2019. Our flower show held at the Ocala Municipal Golf Club. 3130 E Silver Springs Blvd, Ocala. (Note: This is a new location for us!)

February 7, 2019
March 7, 2019

PRESIDENT'S MESSAGE

Jill Reed, President

I believe I have nearly recovered from our Christmas celebration with friends and family and can now look ahead to all the upcoming activities of the new year! Among other things, the first few months of 2019 will include several activities of our camellia society, some traditional and some new events.

January will be a busy month. For the first time, we'll hold an **educational event and plant sale** at Silver Springs State Park on **Sunday, January 20**, the week before our annual camellia show. This idea was conceived by Craig Littauer, our liaison at Silver Springs. In addition to adding to our club's visibility in Ocala and providing another opportunity to sell camellia plants to raise funds for the club, we will advertise our annual camellia show, which takes place the following weekend.

The last weekend of **January, the 26th and 27th, is our show weekend**. We were fortunate to obtain space for a two-day show at the Ocala Municipal Golf Course, and truly appreciate the efforts of Donna Disclafani, who made this possible. Let's hope that we have good weather for the camellias and there will be an abundance of beautiful blooms entered. I look forward to working with all the members who volunteer whatever time they can to help make the show possible and successful. This is the most important event of our year, because it is the best opportunity to showcase the beautiful camellia blossoms to the public and generate enthusiasm for growing and enjoying these lovely plants.

Mark **February 10** on your calendar for **Bob and Patrick's annual open house**, where we can enjoy each other's company, eat heartily, and saturate ourselves with endless beautiful camellias in their extensive plantings. It's always a fun time meeting with friends and new acquaintances, all united by a passion for camellias.

We had hoped to add some additional club activities this year. We had organized a trip to the home of Jerry and Carol Selph, which unfortunately had to be cancelled at the last minute because they experienced a deluge that turned their garden into a lake and made the roads impassable. What a disappointment! We hope their camellias survived with no ill effects!



Other new activities that we have contemplated are a photo workshop, a field trip to Bok Tower Gardens, and a grafting workshop or demonstration. Of course, it's difficult to coordinate group activities, due to everyone's busy lives, different schedules, and different desires and expectations for these events. If they don't happen this year, then planning for next year may be more successful in expanding the camellia activities organized by the club.

Finally, one additional activity we discussed is an act of kindness that we can do as individuals or as a group, so we don't have to coordinate schedules to make it happen. In our community, we have many older residents that may live independently or in group homes, who are no longer easily able to enjoy the pleasures of gardens and the beauty of the outdoors. Many of you already take flowers to neighbors and friends, and I know from the look on my mother's face when I deliver a boxful of camellia flowers to her, that these are received with joy! During the peak season of camellia bloom, let's plan to deliver flowers to some of these people who are shut-in, whether in nursing homes or their own homes, and brighten their days. Let's extend this season of joy and kindness by sharing the joy of camellias with others!

Wishing you all a happy, healthy and prosperous 2019!

Jill

Camellia japonica “Jimmy Carter” Dedication

Clarence and Lillian Gordy, of Ocala, Florida, were avid camellia collectors. In addition to collecting, they created new cultivars by planting seeds. One of their first registrations, which they named Miss Lillian, won an ACS award for Best Small Camellia.

Gordy, as Clarence was known to most of us who knew him, was quite fond of his seedling #402, which he thought of naming for himself. After he passed away, his wife, Lillian, named another cultivar for him, and #402 remained unnamed.

A couple of years ago, while walking through their garden (now owned by Mary Engstrom) to air layer the newly named Rosalynn Carter, the thought occurred to me that there should also be a flower named for Jimmy Carter. With Mary’s permission, we decided to name seedling #402 as “Jimmy Carter.” I am sure Gordy would be thrilled to know that his beloved flower would be named to honor President Jimmy Carter!

The dedication was at the Carter Center in Atlanta, Georgia, on Friday, December 7, 2018. Jimmy and Rosalynn met with me, Bob Weidman, Celeste Richard (Executive Director of the ACS) and a few others for the event.

Article and photo courtesy of Patrick Andrews.



In the Spotlight –Tonia Cupstid



Tonia is a new member of our chapter; we're so pleased that she joined us!

"I am originally from Ft. Lauderdale, FL, and moved to South Ocala in 1990. I worked at a medical supply store and also cared for the elderly for many years. One of the ladies I cared for in our home was Mrs. Gladys Steinem, the aunt of the women's activist, Gloria Steinem of New York City.

My mother, Iris, loved gardening. She always loved being outdoors. I cared for my Mother the last 7 1/2 years of her life in my home. She passed away on June 22, 2017, at the age of 90. I joined the Ocala Camellia society at the beginning of 2018, in honor of her.

I have approximately thirty camellias; a lot of them are still in pots. Most of my camellias are variegated. My favorite camellia moment is when my "Rena Swick Variegated" flowers open.



Ocala Camellia Society Newsletter — January 2019 – Page 6

This is also the same camellia that we moved with a backhoe in my yard and it survived! My other favorite camellias are “Rebel Yell” and “Pink Perfection.” I learn about camellias by looking up information online, and I enjoy getting together at our OCS meetings.



Other plants I grow include azaleas, blood lilies that date back to the 60's, lemon grass, and coontie palms. I also enjoy collecting antique clocks and saddles, and I love being outdoors. I have three and a third acres where we keep our paint horses that my daughter, Briana, and grandson, Dakota, love. We also have a Maltese girl named Lexi and a partly colored chocolate Cocker Spaniel named Rosce P. Coltrane.”

Minutes from December 6, 2018 Ocala Camellia Society Meeting

By Zlata Sabo

The last meeting of the 2018 year of the Ocala Camellia Society started at 6:00 p.m. with our annual holiday potluck. Immediately following potluck, Jill introduced Elizabeth Diehl, the speaker for the evening, Elizabeth is Director of the Therapeutic Horticulture program at Wilmot Gardens at Shands College of Medicine.

Elizabeth provided extensive information on the gardens' beginnings, and also shared with us plans for restoration and expansion of the garden. In 2011, Wilmot Garden became a center for the therapeutic treatment of veterans and other patients who needed gentle therapy for long-term solution to their various mental problems. Beside various classes attended by patients, there are also Volunteer training programs and even a degree program offered for interested individuals. These various programs are financed by grants from several medical institutions whose patients will directly benefit from attending sessions offered at the Gardens. Horticulture therapy is a new and proven way to enhance patients' lives by introducing them to other helpful activities. Elizabeth's presentation was very interesting and informative.

Tonia won door prize and she will also be in the spotlight next month. Laura gave a Treasurer's report – the balance for November is \$7098.92. On January 20, our camellia club will present an educational talk for the public at the Silver Springs State Park. The camellia show will be on the 26th and 27th, the following week, at the Ocala Municipal Golf Club.

Marge gave a two- minute talk about several varieties of mulches. She explained the difference between them and their uses. The talk was very informative and appreciated.

Next month, Zlata will gave presentation on varieties of teas. If members are so inclined they can bring some tea cookies and tea cups so we can have tea party. Sally was pleased with her camellia's first bloom. Congratulation. The meeting was adjourned.



CAMELLIA IN THIS MONTH'S RAFFLE

Jimmy Carter



CAMELLIAS IN THIS MONTH'S AUCTION

Rosalynn Carter



Blue Ridge Sunset



Miss Lillian



CAMELLIAS IN THIS MONTH'S AUCTION (continued)

Helen Beach



Cilie Sutton



Frankie Winn Var.



Georgia Fire



Eleanor Martin Supreme



C.M. Gordy



CAMELLIA CULTURE- WINTER



Willard Scott

DISBUDDING: Disbudding for the season should be completed. Now is the time to start pre-selecting your flowers for the show and doing final, minor work. Plants have only so much energy for each bud, and if there are too many, none of the buds may open completely. You may also want to remove interior buds from a branch, as these will also take energy from the terminal bud. Some growers even take single buds from some branch tips so the plant's energy will be directed to even fewer buds. If you have ever wondered how some growers consistently have larger flowers, this is the reason. Don't be shy about removing buds.

GIBBING: Gibbing is the process of removing the growth bud next to a flower bud and filling the "cup" with a drop of gibberellic acid. This causes the remaining flower bud to swell and bloom much earlier than it normally would, and in most cases the flower is much larger.

SPRAYING: Spider mites and scale insects are still a problem at this time a year, so keep a close eye out for them. Spider mites cause the leaf to appear bronze, particularly along the central rib, and can ruin the look of the foliage. Scale insects can be seen on the lower surface of leaves and result in yellowing and dropping of the leaves. You can spray with Orthene (or other chemical) to control mites. Insecticidal oil (such as Super Fine) kills mites and scales but be sure to coat both sides of the leaves, and do not spray during hot temperatures. Check with local camellia growers for other spraying tips and to find out what they spray with to control these insects.

Ocala Camellia Society Newsletter — January 2019 – Page 11

COLLECTING AND PLANTING SEEDS: Some of your camellia seeds have probably already matured, but you can continue to collect and plant fresh seed through September. Place the seeds immediately in moist vermiculite or other soilless mix, and cover with plastic wrap until they sprout, at which time you can plant them in pots.

PLANTING: Potted camellias can be planted at any time of the year, but remember to water at least twice a week. Be sure to plant them above the soil level to allow for settling. Never plant a camellia at a level lower than it is growing in the pot.

WATERING: It is very important to water regularly during any dry periods. Camellias should receive a deep watering (1 inch) once a week. This is true year-round, but is more crucial during dry periods. We've had an oddly wet December this year, so you may not need to water as often as in previous years.

FERTILIZING: You do not want to fertilize in winters, as you do not want to encourage plant growth at this time of year. Wait until blooming has stopped (usually mid to late March). You can use any fertilizer after this time, and be sure to spread the fertilizer out to the drip line.





UPCOMING ACS COOPERATIVE SHOWS AND EVENTS

GAINESVILLE, FL, Gainesville Camellia Society, **1/5-6/2019**, at Kanapaha Botanical Gardens, 4700 SW 58th Drive, Bruce Cavey, 352-562-3273, brucecavey@gmail.com

TALLAHASSEE, FL, Camellia & Garden Club of Tallahassee, **1/12-13/2019**, at Doyle Connor Administration Building, 3125 Connor Boulevard, Stewart Tomlinson, (850) 510-1911, stewarttomlinson@outlook.com

WINTER PARK, FL, Camellia Society of Central Florida, **1/19/2019**, at Mead Botanical Gardens, 1500 South Denning Drive, Joseph Raska, (386) 956-2036, joseph.raska@gmail.com

OCALA, FL, Ocala Camellia Society, **1/26-27/2019**, at Ocala Golf Club, 3130 E. Silver Springs Blvd., Patrick Andrews, (352) 895-8762, patrickandrews@att.net

LAKELAND, FL, Lakeland Camellia Society, **2/2/2019**, at Together Church Fellowship Hall 6725 N Socrum Loop, Sandra Wyche, (863) 816-3743, Swyche2@gmail.com

QUITMAN, GA, Quitman Garden Club, **2/2-3/2019**, at Brooks County Extension Office, 400 East Courtland Avenue, Nancibeth Shealy, (229) 263-8661, nursenbs@windstream.net

THOMASVILLE, GA, Thomasville Garden Club, Inc., **2/9-10/2019**, at Thomasville Garden Center, 1002 South Broad Street, Annelle Lauder and Carol Selph, (229) 226-7398, 2015quitmancamellia3000@gmail.com

ACS ANNUAL CONVENTION, Mobile, AL, Alabama Camellia Society, **2/17/2019**, at Mobile Convention Center, Chuck Shirk, 985-705-3052

FORT VALLEY, GA, Middle Georgia Camellia Society, **2/23/2019**, at Fetterman Building, Masee Lane, Tommy Martin and Jo Creel, (478) 235-0096, tommymartin0096@gmail.com

OCALA CAMELLIA SOCIETY
APPLICATION FOR MEMBERSHIP FOR 2018-2019

The Ocala Camellia Society is a local society, affiliated with the American Camellia Society, whose members meet the first Thursday night of the month, September through March, and presents an annual camellia show during January. The monthly meetings are devoted to various cultural aspects of camellias. Annual dues are \$10 for individuals and \$15 for couples. Dues are collected in September for the camellia season. Please complete the application below for membership in the Ocala Camellia Society.

OCALA CAMELLIA SOCIETY

Single Membership () \$10.00

Couple Membership () \$15.00

Corporate Membership () \$50.00

Total Enclosed \$_____

Date of Application _____

Name: Mr. _____

Ms./Mrs. _____

Address _____

City _____ State _____ Zip Code _____

Telephone Number: Home () - Cell () -

Email: _____

Please make your check payable to OCALA CAMELLIA SOCIETY and send to: Laura Perdomo, Treasurer, Ocala Camellia Society, 11960 NE 52nd Place Road Silver Springs, FL 34488.



OCALA CAMELLIA SOCIETY NEWSLETTER

Belea Keeney, Editor

HAPPY HOLIDAYS!

December 2018

NEXT MEETING SET FOR THURSDAY, DECEMBER 6, 2018

The next meeting of the Ocala Camellia Society will be on Thursday, December 6, 2018, in the Community Room at the Ocala Police Station located at 402 S. Pine (Pine Plaza) in Ocala.

Our speaker this month will be Elizabeth (Leah) Diehl, the Director of Wilmot Gardens at the College of Medicine UF. She'll tell us about therapeutic gardening and the strides they've made in their garden on campus. She is a licensed landscape architect, a master gardener, and a registered horticultural therapist. She is currently developing an undergraduate certificate program in horticultural therapy for UF to be launched in 2019.

Her group has plant sales, and there is more info about it on their Facebook page here:

<https://www.facebook.com/wilmotgardens/>

This sounds like it will be a fascinating presentation! Please join us.

In addition to our speaker, this meeting is also our annual potluck. The special holiday meeting will begin at 6:00 p.m., a bit earlier than our usual time, and you will want to get there on time! Meat and beverages are being supplied by the club, so bring a side dish or a dessert.

If you have plants to share, please bring them too! Due to the potluck and Patrick and Bob's absence, there will be NO raffle and auction plants this time.

OCALA CAMELLIA SOCIETY EXECUTIVE COMMITTEE

The officers of the Executive Committee of the Ocala Camellia Society for 2018-2019 are:

President: Jill Reed, 352-591-4343

Vice-President: Susan Dunn, 352-694-4461

Secretary: Zlata Sabo, 352-237-5537

Treasurer: Laura Perdomo, 352-625-6467

Directors: Patrick Andrews, 352-895-8762
Charlotte Bunyan, 352-624-3022
Ann Greenwood, 352-347-9992
Marge Hendon, 352-625-3510
Joan&Don LaClair, 352-693-5047
Judy Vaughn, 352-502-3837
Bob Weidman, 352-840-3911

OCALA CAMELLIA SOCIETY

The Ocala Camellia Society meets on the first Thursday of each month, September through March, at 6:30 p.m., at the Community Center of the Ocala Police Department, 402 S. Pine, Ocala, Marion County, Florida. Members, friends, and interested gardeners from the general public are invited to attend. Members are encouraged to bring friends. Meetings are slated for:

December 6, 2018

January 3, 2019

January 26, 2019, Ocala Municipal Golf Club
3130 E Silver Springs Blvd, Ocala, FL

(Note: This is a new location for us!)

February 7, 2019

March 1, 2019

PRESIDENT'S MESSAGE

Jill Reed, President

Like so many other people, Kenny and I were traveling over the last several days. I love a road trip and one of the things I love about the freedom of traveling by car is that you can take side trips on a whim, stop at plant nurseries at will, and bring home your selections.

Sometimes we travel with a particular nursery, garden, or flower show (read “camellia show”) on the itinerary. When my beloved wanted to take a trip up to the Outer Banks, Kitty Hawk and Kill Devil Hill a few years ago, I added Plant Delights Nursery to the itinerary. To me, Plant Delights was mecca, and I still have wonderful plants that I purchased in 4-inch pots to take home with me after seeing them growing in their garden.

Our recent journey was to New Orleans to spend Thanksgiving with my large family. I don't think I have ever driven to New Orleans, and we're talking 36 years of traveling from Florida to New Orleans, without stopping at Tallahassee Nurseries. What a great place it is! Even before I was bitten by the camellia bug, I stopped there and always made room to squeeze in some new plants. My kids and husband had to accommodate me in this. Honestly, I would feel so empty if I bypassed Tallahassee Nurseries when driving through.

Having fallen in love with camellias, there's all the more reason to stop there, because they almost always have an amazing selection of camellia plants. They had a great selection of County Line offerings this trip and many from Green Nurseries, which we don't see for sale in our area. In New Orleans, I enjoyed the sasanquas that were in bloom in many yards, including my mom and dad's yard. (See photo below.) Sasanquas seem to be appreciated more in New Orleans than in many areas and are common as foundation plants and hedges. The selections abound in the local nurseries, even in Lowe's garden center.



Home again late last night, and I was happy with the garden tour of my yard this morning. My favorite sasanqua, the one with no ID, was still in full bloom and Shi-shi-gashira was coming on strong. As a harbinger of things to come, several japonicas were open, including some acquired on previous road trips. One I particularly love, which I purchased in Baton Rouge, is “Nan Ford.” I was delighted to find “Nan” had a spectacular bloom open this morning.

Someday we will be able to travel at a more leisurely pace, and I will add many gardens to our travel plans. In the meantime, I’ll enjoy our little botanical diversions on the road and the treasures I find in the gardens and nurseries along the way.

Here are some of the plants for sale at Tallahassee Nursery; enjoy the view!



In the Spotlight – Jill Reed



Folks, not only is she our chapter president, but she won the auction plant last month and hence, is in our Spotlight.

I'm a native of New Orleans and split my formative years between there and the Chicago area, where my family moved when I was eleven. I moved back to New Orleans for college and on to veterinary school at LSU in Baton Rouge. Then, back to the Chicago area to work in private practice for three years before moving to the Gainesville area for a veterinary internal medicine residency at the University of Florida.

I had thought I would spend two years in Florida before moving on, but three things changed that plan: 1) I immediately fell in love with Florida, 2) I later fell in love with my landlady's son, my beloved Kenny, and 3) I started a research fellowship at the medical school, and fell in love with biomedical research! Kenny and I married in 1985 and a few years later, I accepted a faculty position in Nephrology, so we made our life here.

Early in our marriage we were lucky to find a nice piece of rural property and built our current home there. Kenny and I both love nature and we feel very lucky to be able to live where we can enjoy natural Florida every day. We have three children, two daughters and one son, now off on their own. We are proud they are good people — kind, honest, and good-hearted — and pleased that they are good friends with each other.

Since moving out to the country, I have been able to enjoy having my own horses, which I have always loved, and chickens, which was a new pleasure that our eldest daughter introduced us to! I also have been able to indulge my gardening compulsion. I always loved gardening and had plants growing, no matter where I was living, even in an apartment in the Chicago area. (I moved over 70 African violets from there when I came to Florida!) Now I have unlimited space for plants – all it takes is labor!

Being from Louisiana, I knew camellias as a standard landscape plant. Everyone I knew had some camellias and my grandfather grew quite a few on his place on the Mississippi Gulf Coast. But I had no idea of the incredible beauty and variety of camellias until I attended the Ocala Camellia Society show in 2013. I was completely taken with the flowers, and the club members were so friendly and helpful that I joined the club immediately, and shortly after became obsessed with camellias. I'm not quite sure how many I have right now – I don't have my Excel spread sheet up to date – but in the neighborhood of 200, mostly japonicas.

It's hard to pick favorites, but I love my "Debutante," which I planted nearly 30 years ago when we built the house. It blooms early with beautiful clear pink, full blossoms, and continues blooming for months. Others that rank at the top are "Pink Perfection," which I started from a cutting about 25 years ago, "Bobbie Fain," a beautiful strong plant with beautiful red flowers, and a sasanqua of unknown variety, the name tag lost long ago, a single white with a pink edge that grows in tree form. I look forward to seeing my newer camellias mature and rival these for my affection!



Minutes from November 1, 2018 Ocala Camellia Society Meeting

By Zlata Sabo

Our November meeting started with refreshments at 6:30 p.m., and at 7:00 Jill officially opened the meeting. Shortly after, Patrick explained that there were several plants to be sold at auction and one that will be raffled off.

Susan introduced Laura Perdomo who presented her program "Florida Gardens to Enjoy." Laura researched our local gardens that are in close proximity, easily accessible, and grow, amongst other plants, camellias. She named several worth exploring: Mead Gardens in Orlando, Kanapaha and Wilmot in Gainesville, Silver Springs State Park, Bob and Patrick's house 😊 (of course, not a public garden. Yet!), and the American Camellia Society in Fort Valley, Georgia.

She also listed some others gardens to consider: the Cummer Museum of Art and Gardens, Bok Tower, Leu Garden, and Cedar Lake Gardens. Laura also talked about American Camellia Trail – it consists of several public gardens in the eastern part of US that grow camellias. Her slide program was well researched and interesting. Thank you, Laura, for this informative talk!

Club business—

Jill won a door prize.

Minutes, as printed in the newsletter, were approved.

Laura gave a treasurer's report. The ending balance for the month is \$6953.92.

The kiosk in Silver Springs will hopefully be completed by January.

Our camellia show will be on 26 and 27 of January at the Golf Course in Ocala.

We are thinking of possibly taking a trip to south Georgia to visit Jerry and Carol Selph's camellia garden.

Our December meeting will start at 6:00 p m with a holiday potluck. Club will supply drinks for the party, and Marge will buy and bring them. Members will bring rest of the food.

Debbie won a raffle. Meeting was adjourned and the plant auction began.



CAMELLIA CULTURE- WINTER

Burgundy Rose



DISBUDDING: Disbudding is the process of removing all but one bud from the tip of a branch. You should never leave two or more flower buds side by side if you want big, beautiful flowers. Plants have only so much energy for each bud, and if there are too many, none of the buds may open completely. You may also want to remove interior buds from a branch, as these will also take energy from the terminal bud. Some growers even take single buds from some branch tips so the plant's energy will be directed to even fewer buds. If you have ever wondered how some growers consistently have larger flowers, this is the reason. Don't be shy about removing buds.

GIBBING: Gibbing is the process of removing the growth bud next to a flower bud and filling the "cup" with a drop of gibberellic acid. This causes the remaining flower bud to swell and bloom much earlier than it normally would, and in most cases the flower is much larger.

SPRAYING: Spider mites and scale insects are still a problem at this time a year, so keep a close eye out for them. Spider mites cause the leaf to appear bronze, particularly along the central rib, and can ruin the look of the foliage. Scale insects can be seen on the lower surface of leaves and result in yellowing and dropping of the leaves. You can spray with Orthene (or other chemical) to control mites. Insecticidal oil (such as Super Fine) kills mites and scales but be sure to coat both sides of the leaves, and do not spray during hot temperatures. Check with local camellia growers for other spraying tips and to find out what they spray with to control these insects.

COLLECTING AND PLANTING SEEDS: Some of your camellia seeds have probably already matured, but you can continue to collect and plant fresh seed through September. Place the seeds immediately in moist vermiculite or other soilless mix, and cover with plastic wrap until they sprout, at which time you can plant them in pots.

PLANTING: Potted camellias can be planted at any time of the year, but remember to water at least twice a week. Be sure to plant them above the soil level to allow for settling. Never plant a camellia at a level lower than it is growing in the pot.

WATERING: It is very important to water regularly during any dry periods. Camellias should receive a deep watering (1 inch) once a week. This is true year-round, but is more crucial during dry periods.

FERTILIZING: You do not want to fertilize in winters, as you do not want to encourage plant growth at this time of year. Wait until blooming has stopped (usually mid to late March). You can use any fertilizer after this time, and be sure to spread the fertilizer out to the drip line.



UPCOMING ACS COOPERATIVE SHOWS AND EVENTS

PENSACOLA, FL, Pensacola Camellia Club, **12/8/2018**, at University of West Florida Conference Center 11000 University Parkway Building 22, Skip Vogelsang, (850) 438-3790, lbv3rd@gmail.com

GAINESVILLE, FL, Gainesville Camellia Society, **1/5-6/2019**, at Kanapaha Botanical Gardens, 4700 SW 58th Drive, Bruce Cavey, 352-562-3273, brucecavey@gmail.com

TALLAHASSEE, FL, Camellia & Garden Club of Tallahassee, **1/12-13/2019**, at Doyle Connor Administration Building, 3125 Connor Boulevard, Stewart Tomlinson, (850) 510-1911, stewarttomlinson@outlook.com

WINTER PARK, FL, Camellia Society of Central Florida, **1/19/2019**, at Mead Botanical Gardens, 1500 South Denning Drive, Joseph Raska, (386) 956-2036, joseph.raska@gmail.com

OCALA, FL, Ocala Camellia Society, **1/26-27/2019**, at Ocala Golf Club, 3130 E. Silver Springs Blvd., Patrick Andrews, (352) 895-8762, patrickandrews@att.net

LAKELAND, FL, Lakeland Camellia Society, **2/2/2019**, at Together Church Fellowship Hall 6725 N Socrum Loop, Sandra Wyche, (863) 816-3743, Swyche2@gmail.com

QUITMAN, GA, Quitman Garden Club, **2/2-3/2019**, at Brooks County Extension Office, 400 East Courtland Avenue, Nancibeth Shealy, (229) 263-8661, nursenbs@windstream.net

THOMASVILLE, GA, Thomasville Garden Club, Inc., **2/9-10/2019**, at Thomasville Garden Center, 1002 South Broad Street, Annelle Lauder and Carol Selph, (229) 226-7398, 2015quitmancamellia3000@gmail.com

ACS ANNUAL CONVENTION, Mobile, AL, Alabama Camellia Society, **2/17/2019**, at Mobile Convention Center, Chuck Shirk, 985-705-3052

FORT VALLEY, GA, Middle Georgia Camellia Society, **2/23/2019**, at Fetterman Building, Massee Lane, Tommy Martin and Jo Creel, (478) 235-0096, tommymartin0096@gmail.com

OCALA CAMELLIA SOCIETY
APPLICATION FOR MEMBERSHIP FOR 2018-2019

The Ocala Camellia Society is a local society, affiliated with the American Camellia Society, whose members meet the first Thursday night of the month, September through March, and presents an annual camellia show during January. The monthly meetings are devoted to various cultural aspects of camellias. Annual dues are \$10 for individuals and \$15 for couples. Dues are collected in September for the camellia season. Please complete the application below for membership in the Ocala Camellia Society.

OCALA CAMELLIA SOCIETY

Single Membership () \$10.00

Couple Membership () \$15.00

Corporate Membership () \$50.00

Total Enclosed \$_____

Date of Application _____

Name: Mr. _____

Ms./Mrs. _____

Address _____

City _____ State _____ Zip Code _____

Telephone Number: Home () - _____ Cell () - _____

Email: _____

Please make your check payable to OCALA CAMELLIA SOCIETY and send to: Laura Perdomo, Treasurer, Ocala Camellia Society, 11960 NE 52nd Place Road Silver Springs, FL 34488.



OCALA CAMELLIA SOCIETY NEWSLETTER

Belea Keeney, Patrick Andrews, Co-Editors
November 2018

HAPPY THANKSGIVING!

NEXT MEETING SET FOR THURSDAY, NOVEMBER 1, 2018

The next meeting of the Ocala Camellia Society will be on Thursday, November 1, 2018, at the Community Room at the Ocala Police Station located at 402 S. Pine (Pine Plaza) in Ocala.

Light refreshments will be served at 6:30, and the meeting will begin at 7:00. This month, Laura Perdomo, our wonderful treasurer, will give a presentation about gardens within driving distance in our area that our members might want to visit. It should be a crowd pleaser since we are entering the blooming season and members might want to organize little field trips to these gardens.

We will conclude the meeting both raffle and auction plants. See page 6 for details. Tickets will be available throughout the meeting: one ticket for \$1, or 6 tickets for \$5.

DUES REMINDER

If you haven't paid your dues for the 2018-2019 season, please do so at the meeting, or you can mail them to Laura Perdomo, Treasurer, at the address on the order form on the last page of this newsletter.

Your support and participation in the meetings are greatly appreciated!

DID YOU KNOW?

THE OCALA CAMELLIA SOCIETY WEB PAGE IS ON TWO WEBSITES

The following link is the web page for the Ocala Camellia Society on the American Camellia Society website. While we don't have anyone to add much content to our page, Camille Bielby at ACS does update the information for us based on information in our newsletter. You can find our newsletter there and thus know when our meetings are in case you forget. You can also download our show program to prepare for our camellia show. If you are reading this on your computer, just click on the link to visit the site.

<https://www.americancamellias.com/about-american-camellia-society/clubs-societies/local-clubs-societies/florida-clubs-societies/ocala-camellia-society>

Another website that provides a web page for us is the Atlantic Coast Camellia Society. They also provide information about our club, and they also post our newsletter and show program. This is the link to visit our page there:

<http://www.atlanticcoastcamelliasociety.org/Ocala%20CS.html>

Both of these websites have valuable information, and most of it is free. I encourage you to join both organizations, as they support us with these services and tools. In particular, the Atlantic Coast Camellia Society has probably the largest picture resource in the world, and you can search by cultivar or flower feature (e.g., color, form, species). Be sure to check it out!

PRESIDENT'S MESSAGE

Jill Reed, President

At last, the season for camellias is here. Blessed “Debutante” has started blooming by my back door, along with a few sasanquas. The daily rains have stopped and with that, the constant need for mowing and weeding has ended. And to everyone’s relief, we are having some cooler weather. Although I have had holes dug and ready for planting some of the many camellias I still have in pots, I felt it was too risky to put them in the ground during the brutal summer and early fall heat. This past weekend I finally felt it was safe to plant and put five camellias in the ground.

However, the change in weather is not all for the best. True, we have a break from the high heat and humidity and the torrential rains of this summer, but during this very rainy summer, there was never a thought or need for watering. I am one of those people who does not have an irrigation system in place. My irrigation consists of moving sprinklers and dragging hoses, setting timers, and making sure all the camellias are getting adequate water. This weekend, in addition to planting several camellias, I found there was a camellia emergency – several plants were very wilted because I was accustomed to letting nature provide the irrigation, and nature failed me last week. This weekend, after several dry days, I couldn’t get enough water to the plants fast enough with sprinklers and had to hand water many plants to save them.

I’ve come to believe that of all the things that camellias need to thrive, the most important is the right amount of water. With the wrong sun exposure there may be slow growth, few flowers, or sunburned foliage or blooms, but not death. With nutrient deficiency, again, slow growth and few blooms. I suppose you could kill a camellia with too much chemical fertilizer, but I haven’t heard of it. But with water, the camellias are unforgiving. Too much, and they die. Too little, and they die.

I’ve been contemplating installing an irrigation system for years. My husband told me recently it was time to stop talking about it and act. (Frankly, I have been talking about it to him repeatedly in the hope that HE would be the one to act! It would have been such a nice Christmas or birthday present!) I took careful notes when our recent speaker Jerry Selph described the irrigation system he installed. It is “orange grove” irrigation, using $\frac{3}{4}$ inch, “blue stripe,” UV resistant irrigation tubing and red-base micro sprinklers, one per camellia, that emit 32 GPH at 50 PSI water pressure. Now I’m looking for a supplier for the parts. It’s time to act!



In the Spotlight – Zlata Sabo

I was born in Yugoslavia and came to the United States at age 22 with my husband, Joseph, and our 14-month-old son. We lived in a suburb of Cleveland, Ohio, for a year until we figured out that America is a land of opportunity when it comes to climate, so we moved to Florida. We packed all our earthly possession in two cars. Our knowledge of English language was just as limited, since prior to our arrival, neither one of us spoke or understood any English.

The road to success was difficult, but I persisted and in spite of all hurdles with language and finances, I became a licensed Real Estate Agent. After a couple of years, I enrolled in CFCC in Ocala and then UF, and earned my degree in Music Education. I always enjoyed singing and playing piano and organ, and while working as a full-time music teacher in public elementary schools, I also played in many different Saturday and Sunday churches for their worship services. Soon I joined Marion Civic Chorale and have been singing and performing with the group for the last 24 years.



I also love the ocean and beach and whenever I can, I go, mostly by myself, to spend a day relaxing by the water.

I was thankful that my teaching job made it possible for me to pursue my love of travel. Long

summers and Christmas breaks allowed me to take many trips. In April of 1986, on the spur of a moment, Dot Carey and I, who at that time were only acquaintances, decided to attend a series of concerts in Tennessee. We soon became traveling buddies and best friends. Every year she and I took a number of trips all over the US and several cruises, to Alaska, Central America, and the Panama Canal. Our husbands were totally satisfied staying home and taking care of themselves while we were away. Unfortunately, we are not able to continue our travels, but the friendship is as strong as ever, and the memories will live forever.

I've also traveled alone to Europe several times to visit my family in Slovenia, but also taking time to play tourist on my own. I have quite a few interesting stories to tell from these expeditions. I visited Germany, Italy, Switzerland, Austria, and Croatia, often taking long trips on their fast trains. Of course, my faithful camera is always with me – I have thousands of pictures in my computer to prove my obsession with taking photographs, mostly good, and sometimes not so good. This hobby directly connected me with camellias.

When Joe became interested in camellias, I would just look at them for a few minutes and then off I went to do my own things. But I started spending more time in the garden when I noticed how important it was for him to share them with me. I was a city girl and was never into flowers or gardening. But then I started taking pictures of camellias, and the more pictures I took, the more I start liking them. After I exhibited a flower in a show for the first time and won first place as a novice, I started getting more involved with the club and plants.

And so, now after approximately 30 years since Joe bought his first camellia, I am in with him. He still takes care of them and I take pictures and enjoy them, but when the show time comes, it's all Zlata. Well, almost all! But thanks to me, we now have a number of sweet pinks and variegated camellias that he didn't want before I became interested in them. My favorites are numerous: Doris Ellis, Taylor's Perfection, High Fragrance, Georgia National Fair and most single form, simple plain flowers. Our present garden with approximately 150 plants is small compared to the one we previously had with over 500 varieties.

Last year I started vegetable garden. This project has turned into my newest hobby. Now, most of my free time is spent there. I get excited watching young plants grow, bloom, and produce. My garden supplied many of our produce needs, and I know it is clean and free from any pesticide and harmful products. I tease my husband that we benefit from my gardening while his is only for looks. I guess this city girl has finally turned into a farmer.

We don't have any family living near us, but we do have a very spoiled Maltese dog who totally rules over us. He just looks at one of us, his eyes saying "pick me up," and up he goes into our arms.

I enjoy friendship and sincerity of the friends of camellias in our club. No matter how small or large the group is, when the time comes to pull together we are all there willing to do our part.



Minutes from October 5, 2018 Ocala Camellia Society Meeting

By Zlata Sabo

Our monthly gathering started at 6:30 pm with light refreshments and socializing, and the October meeting started promptly at 7:00 pm. with Jill reminding us all to the buy raffle tickets for the beautiful plant that Bob and Patrick provided.

Susan introduced our guest speakers Jerry and Carol Selph from Quitman, Ga. They both came from the families with extensive collection of camellias on their land. Jerry and Carol are well-known camellia growers who made a career of bringing award-winning camellia blooms to numerous camellia shows. They were very generous sharing with us their proven methods of growing and preparing camellia flowers for the shows. We had all learned a lot from their experience and enthusiasm.

Zlata won a door prize – a free One-day pass to any Florida State Park.

Minutes from the last month as presented in the newsletter were approved.

Marge gave the Treasurer Report for the previous month. The ending balance is \$6773.92.

Susan reported that the kiosk at Silver Springs is almost done, and the pictures that will be in the kiosk are chosen. She also said that on the last work day, which was a National Work in the Garden Day, four people from the Camellia Club came to work at Silver Spring.

Patrick Andrews informed the group that United States will be hosting the International Camellia Congress in 2024. Patrick and Forrest Latta of Mobile, Alabama are co-chairs of the planning committee. Congress will be held at the America Camellias Society Headquarters, and the attendance is expected to be around 500 individuals. ACS is now doing major improvements on the property and opening new gardens. Five million dollars are already donated toward the improvements.

Jill invited members to put in a suggestion box their ideas of whom they would like to have as guest speakers, or what to hear during the two- minute tips. There was also a suggestion to visit the Selph's garden in Georgia this winter.

For her two-2 minute tip, Jill discussed question: What is eating my camellias? She showed pictures of several damaged plants and offered suggestion on how to get rid of leaf beetles.

Marge was thrilled when she won the raffled plant.

Meeting was adjourned, and the plant auction began.

CAMELLIA IN THIS MONTH'S RAFFLE

Burgundy Rose



CAMELLIAS IN THIS MONTH'S AUCTION

Lillian Gordy



Satsuma-kurenai



Adalyn



Chief Arnold



Willard Scott



Bev Piet's Smile



CAMELLIA CULTURE –FALL

DISBUDDING: Disbudding is the process of removing all but one bud from the tip of a branch. You should never leave two or more flower buds side by side if you want big, beautiful flowers. Plants have only so much energy for each bud, and if there are too many, none of the buds may open completely. You may also want to remove interior buds from a branch, as these will also take energy from the terminal bud. Some growers even take single buds from some branch tips so the plant's energy will be directed to even fewer buds. If you have ever wondered how some growers consistently have larger flowers, this is the reason. Don't be shy about removing buds.

GIBBING: Gibbing is the process of removing the growth bud next to a flower bud and filling the "cup" with a drop of gibberellic acid. This causes the remaining flower bud to swell and bloom much earlier than it normally would, and in most cases the flower is much larger. Start gibbing around Labor Day, and treat several buds on large bushes at weekly intervals. Don't gib more than one or two buds on small bushes, if at all. You can order a gib on the web; just Google Progibb.

SPRAYING: Spider mites and scale insects are still a problem at this time a year, so keep a close eye out for them. Spider mites cause the leaf to appear bronze, particularly along the central rib, and can ruin the look of the foliage. Scale insects can be seen on the lower surface of leaves and result in yellowing and dropping of the leaves. You can spray with Orthene (or other chemical) to control mites. Insecticidal oil (such as Super Fine) kills mites and scales but be sure to coat both sides of the leaves, and do not spray during hot temperatures. Check with local camellia growers for other spraying tips and to find out what they spray with to control these insects.

(continued in the next column)

COLLECTING AND PLANTING SEEDS: Some of your camellia seeds have probably already matured, but you can continue to collect and plant fresh seed through September. Place the seeds immediately in moist vermiculite or other soilless mix, and cover with plastic wrap until they sprout, at which time you can plant them in pots.

PLANTING: Potted camellias can be planted at any time of the year, but remember to water at least twice a week. Be sure to plant them above the soil level to allow for settling. Never plant a camellia at a level lower than it is growing in the pot.

WATERING: It is very important to water regularly during any dry periods. Camellias should receive a deep watering (1 inch) once a week. This is true year-round, but is more crucial during dry periods.

FERTILIZING: You probably do not want to fertilize after the end of August or very beginning of September, as you do not want to encourage plant growth at this time of year. You can use any fertilizer up until this time, but if you fertilize after September, you should use only a very low nitrogen fertilizer, and fertilize lightly. Be sure to spread the fertilizer out to the drip line.

SILVER SPRINGS STATE PARK WORK DAY

If you'd like to help out at the next work day in the camellia garden at Silver Springs State Park, check with Susan Dunn at the meeting to find out the next day and time. The garden usually needs some minor weeding and shifting of mulch away from the trunks of the shrubs. And this time we might catch them in bloom!

UPCOMING ACS COOPERATIVE SHOWS AND EVENTS

BOSTON, GA, Wiregrass Camellia Society, **11/3-4/2018**, at Boston Baptist Church, 143 S. Main Street, Sandra Jones, (229) 263-8661, sandrayjones@windstream.net

BYRON, GA, Middle Georgia Camellia Society, **11/10/2018**, at Byron Municipal Complex, 401 Main Street, Tommy Alden, (478) 825-1337, tommy@countylinenursery.com

SAVANNAH, GA, Coastal Georgia Camellia Society, **11/17-18/2017**, at Coastal Georgia Botanical Gardens - Andrews Visitor Center, 2 Canebrake Road, Gene Phillips, (912) 644-9043, hep1198@gmail.com

PENSACOLA, FL, Pensacola Camellia Club, **12/8/2018**, at University of West Florida Conference Center 11000 University Parkway Building 22, Skip Vogelsang, (850) 438-3790, lbv3rd@gmail.com

GAINESVILLE, FL, Gainesville Camellia Society, **1/5-6/2019**, at Kanapaha Botanical Gardens, 4700 SW 58th Drive, Bruce Cavey, 352-562-3273, brucecavey@gmail.com

TALLAHASSEE, FL, Camellia & Garden Club of Tallahassee, **1/12-13/2019**, at Doyle Connor Administration Building, 3125 Connor Boulevard, Stewart Tomlinson, (850) 510-1911, stewarttomlinson@outlook.com

WINTER PARK, FL, Camellia Society of Central Florida, **1/19/2019**, at Mead Botanical Gardens, 1500 South Denning Drive, Joseph Raska, (386) 956-2036, joseph.raska@gmail.com

OCALA, FL, Ocala Camellia Society, **1/26-27/2019**, at Ocala Golf Club, 3130 E. Silver Springs Blvd., Patrick Andrews, (352) 895-8762, patrickandrews@att.net

LAKELAND, FL, Lakeland Camellia Society, **2/2/2019**, at Together Church Fellowship Hall 6725 N Socrum Loop, Sandra Wyche, (863) 816-3743, Swyche2@gmail.com

QUITMAN, GA, Quitman Garden Club, **2/2-3/2019**, at Brooks County Extension Office, 400 East Courtland Avenue, Nancibeth Shealy, (229) 263-8661, nursenbs@windstream.net

THOMASVILLE, GA, Thomasville Garden Club, Inc., **2/9-10/2019**, at Thomasville Garden Center, 1002 South Broad Street, Annelle Lauder and Carol Selph, (229) 226-7398, 2015quitmancamellia3000@gmail.com

ACS ANNUAL CONVENTION, Mobile, AL, Alabama Camellia Society, **2/17/2019**, at Mobile Convention Center, Chuck Shirk, 985-705-3052

FORT VALLEY, GA, Middle Georgia Camellia Society, **2/23/2019**, at Fetterman Building, Massee Lane, Tommy Martin and Jo Creel, (478) 235-0096, tommymartin0096@gmail.com

OCALA CAMELLIA SOCIETY EXECUTIVE COMMITTEE

The officers of the Executive Committee of the Ocala Camellia Society for 2017-2018 are:

President: Jill Reed, 352-591-4343
Vice-President: Susan Dunn, 352-694-4461
Secretary: Zlata Sabo, 352-237-5537
Treasurer: Laura Perdomo, 352-625-6467
Directors: Patrick Andrews, 352-895-8762
Charlotte Bunyan, 352-624-3022
Ann Greenwood, 352-347-9992
Marge Hendon, 352-625-3510
Joan & Don LaClair, 352-693-5047
Judy Vaughn, 352-502-3837
Bob Weidman, 352-840-3911

OCALA CAMELLIA SOCIETY

The Ocala Camellia Society meets on the first Thursday of each month, September through March, at 6:30 p.m., at the Community Center of the Ocala Police Department, 402 S. Pine, Ocala, Marion County, Florida. Members, friends, and interested gardeners from the general public are invited to attend. Members are encouraged to bring friends.

November 1, 2018, Ocala Police Department
December 6, 2018, Ocala Police Department
January 3, 2019, Ocala Police Department

January 26, 2019, Ocala Municipal Golf Club
3130 E Silver Springs Blvd, Ocala, FL

February 7, 2019 Ocala Police Department
March 1, 2019, Ocala Police Department
April 4, 2019, Ocala Police Department

OCALA CAMELLIA SOCIETY APPLICATION FOR MEMBERSHIP FOR 2018-2019

The Ocala Camellia Society is a local society, affiliated with the American Camellia Society, whose members meet the first Thursday night of the month, September through March, and presents an annual camellia show during January. The monthly meetings are devoted to various cultural aspects of camellias. Annual dues are \$10 for individuals and \$15 for couples. Dues are collected in September for the camellia season. Please complete the application below for membership in the Ocala Camellia Society.

OCALA CAMELLIA SOCIETY

Single Membership	()	\$10.00
Couple Membership	()	\$15.00
Corporate Membership	()	\$50.00

Total Enclosed \$ _____

Date of Application _____

Name: Mr. _____

Ms./Mrs. _____

Address _____

City _____ State _____ Zip Code _____

Telephone Number: Home () - _____ Cell () - _____

Email: _____

Please make your check payable to OCALA CAMELLIA SOCIETY and send to: Laura Perdomo, Treasurer, Ocala Camellia Society, 11960 NE 52nd Place Road Silver Springs, FL 34488.

OCALA CAMELLIA SOCIETY

NEWSLETTER

Patrick Andrews, Editor

Happy Camellia Season!

OCTOBER 2018

NEXT MEETING SET FOR THURSDAY, OCTOBER 4, 2018

The next meeting of the Ocala Camellia Society will be on Thursday, October 4, 2018, at the Community Room at the Ocala Police Station located at 402 S. Pine (Pine Plaza) in Ocala.

Light refreshments will be served at 6:30, and the meeting will begin at 7:00. The guest speakers will be Jerry and Carol Selph from Quitman, GA. They will speak about their prize-winning camellia careers and how to prepare and present blooms for shows.

We will conclude the meeting with a raffle (the beautiful *Lillian Gordy*) and auction (*C.M. Gordy, Brooke, Astro Nova, Senritsu-Ko*, and *Georgia Fire*).

PRESIDENT'S MESSAGE

By Jill Reed

Ever since our last meeting, I have been looking at my trees with fresh eyes. Our speaker at the September meeting, Maxine Hunter, a certified arborist, discussed proper tree pruning. Since then, everywhere I look, I see “co-dominant leaders” that I wish I had eliminated when the tree was young. I see the stubs of limbs that were cut off too far from the trunk years ago. I’m determined to make the rounds with a chainsaw, pruning saw and lopping shears to get as many trees as possible on the right track! I hope by following Maxine’s guidelines, I can help keep my trees healthy and sound, and possibly prevent damage to the camellias that take shelter under them.

(Continued in the next column.)

Our recent speaker is just one of the many that have brought new ideas and understanding to our group. Thanks to Joe Sabo, if I fear I planted a camellia in the wrong place, I know I have recourse and a camellia can survive transplanting if done correctly. Joe also showed us that with hope and patience, an amateur camellia grower can produce a beautiful new camellia from seed. I won’t forget Marge Hendon’s advice to use a pencil or ballpoint pen to label show entry cards, not to wear a long necklace when placing camellias or clerking at a show, and to use a grape as a source of water for a cut camellia. Another speaker, Pat Hawk, resurrected my former interest in modern daylilies and spurred me to attend a daylily club meeting; now I am in the process of establishing a daylily planting! We had a talk about gingers – which I have collected for some time – but I learned about different varieties and added more plants to my garden. More than one speaker discussed beneficial insects, reminding me to keep some wildflowers – aka weeds – growing near my camellias to provide safe harbor for the beneficials. I have discovered chanterelle mushrooms on our place, confirmed their identity with our mushroom expert, Matt Smith, and enjoyed them for dinner many times.

The list goes on – there is no space to list all that I have learned and remember from our speakers. They are the highlight of every meeting, and I thank each one of them for taking the time to prepare and to sacrifice an evening at home for us. Thanks also to those that offer suggestions and particularly to our current Vice-President, Susan Dunn, for her considerable thought and effort in lining up speakers and arranging the program. Her latest coup: Susan was able to persuade expert camellia growers, Jerry and Carol Selph, to come all the way from Quitman, Georgia, for the October meeting! I hope everyone will be there to learn from them!

MINUTES FROM SEPTEMBER 6, 2018

Zlata Sabo, Secretary

The first meeting of the Ocala Camellia Society 2018-2019 season began at 6:30 with refreshments brought for our members' and visitors' enjoyment.

President Jill Reed officially opened the meeting at 7:00 pm. Following the short welcome, vice-president Susan Dunn introduced Maxine Hunter from UF/IFAS Extension as speaker for the evening. Maxine is a Residential Horticulture Agent and Master Gardener Coordinator since 2014. She has a master's degree in Agriculture Education and communication and a degree in Wildlife Ecology and Conservation. Maxine presented a program with very interesting and valuable information on proper trimming of trees and bushes. She emphasized that camellia bushes need only minimal trimming or no trimming at all. She also gave us a very useful handout with information on the correct way to trim trees and bushes.

The minutes from the last meeting were not in the newsletter and were not available until the next meeting. Treasurer Laura Perdomo reminded us to pay our membership dues and to check the membership list to make sure that the information on it is correct. She also posted additional summer expenses, and reported that the final Ending Balance is \$6473.70.

Jill reported that the Suggestion Box will be "introduced" at the next meeting. She also thanked all who brought refreshments for this meeting. A sign-up list was passed around for the members to sign to bring food and drinks for the future meetings. Cindy Witmer offered to bring paper goods and table cloths for all meetings. She will also be in charge of our monthly refreshments.

It was announced that Bob Weidman will purchase plants ordered by our members by tonight. It is the responsibility of each member to pick up their ordered plants when they arrive.

This year's show will be at the Ocala Gulf Club on Saturday and Sunday, January 26-27, 2019. Jill thanked Donna DiSclafani for being instrumental in obtaining the premises for the very affordable price. On the Sunday before the Show there will be Camellia Plant Sale at the SSSP. We were also able to reserve the Silver Springs ballroom for the Camellia Show for the next three years.

Susan invited club members to come on Saturday, September 22, which is a Volunteer Day, to work at the Camellia Garden at SSSP.

Jill brought up the fact that some members were interested in the photography workshop and asked how many would be interested to attend. Ten members showed interest in the workshop.

Several people were interested in a grafting workshop, and even more to visit camellia gardens within the driving distance. Laura volunteered to make a presentation of the existing local gardens.

Some members wish to go as a group to Bok Tower at Lake Wales, during camellia blooming season.

During a 2-minute tip Jill named several easy growing camellia varieties. Some of them were Pink Perfection, Rubra, Sea Foam, Brooke, Happy Birthday, Don Mac, Frank Houser, etc.

Don Werley won the raffle.

Cash Peeler made a motion to adjourn the meeting.

IN THE SPOTLIGHT – Deb Werley!

Since I was the lucky winner of the door prize in Sept I get to tell you more about myself. I was born and raised in New Hampshire. At the age of 18 my gypsy gene kicked in and I have been on the move ever since.

I was born and raised in New Hampshire. At the age of 18 my gypsy gene kicked in and I have been on the move ever since.

I joined the Women's Army Corp right out of high school and started my travels by going to Fort McClellan, AL. Since that time I have trav-



elled and lived in many of the continental states and Hawaii. I have been to Germany twice as military and dependent. My working career started out in medicine advancing from nurses aid in high school to cardiology tech and on to neurodiagnostic technician and finally into the accounting field before retiring in 2013. At that point I was a widow and so with my doxie, Duncan, I hooked up my travel trailer and left NH for parts unknown at that time. We put about 5000 miles and two months traveling to AZ to work that winter and then with stops along the way traveled back to FL where we ended our solo journey and decided to stay here. I met Don during that first year and we began our golden years together.

My mother was always planting something, so I learned at an early age my love of gardening. I became acquainted with camellias in mid-1975 when I moved to Alabama. They became my Christmas roses. It just amazed me that they could bloom at the holidays. When I moved here and met Don Werley I knew I had met a kindred soul who also loves to garden. No matter what the plant, if it lives it will find a place in our garden. Our camellia collection numbers about 30 at this time with plenty of room for many more in the future. Japonicas are my favorite type, but all are welcome. I am a fan of variegated and darker colors, but pink will also always find a place in my heart.

We have many other types of plants in our extensive gardens. Many are planted for the flowers to draw in the butterflies, which I love to watch, as well as the hummingbirds. We have two acres: one is full sun pretty much all day and the other is mostly shaded which is where camellias, azaleas, and my new collection of gingers reside. OCS has been a wonderful source of information about not only camellias, but many other things and I so enjoy being with this friendly group so willing to answer questions and share knowledge.

Other interests for me include many types of art with a main focus on glass as a medium. I have been doing stained glass for about 28 years and have recently started learning to fuse glass. It is fun to put different colored glass together, fire it in a kiln and end up with a piece of art. I am also a Marion county master gardener intern and will become an official master gardener in Jan 2019.

Needless to say, my life is anything but dull!

CAMELLIA CULTURE – LATE SUMMER AND EARLY FALL

DISBUDDING: Disbudding is the process of removing all but one bud from the tip of a branch. You should never leave two or more flower buds side by side if you want big, beautiful flowers. Plants have only so much energy for each bud, and if there are too many, none of the buds may open completely. You may also want to remove interior buds from a branch, as these will also take energy from the terminal bud. Some growers even take single buds from some branch tips so the plant's energy will be directed to even fewer buds. If you have ever wondered how some growers consistently have larger flowers, this is the reason. Don't be shy about removing buds.

GIBBING: Gibbing is the process of removing the growth bud next to a flower bud and filling the "cup" with a drop of gibberellic acid. This causes the remaining flower bud to swell and bloom much earlier than it normally would, and in most cases the flower is much larger. Start gibbing around Labor Day, and treat several buds on large bushes at weekly intervals. Don't gib more than one or two buds on small bushes, if at all. You can order a gib on the web; just Google Pro Gibb.

SPRAYING: Spider mites and scale insects are still a problem at this time a year, so keep a close eye out for them. Spider mites cause the leaf to appear bronze, particularly along the central rib, and can ruin the look of the foliage. Scale insects can be seen on the lower surface of leaves and result in yellowing and dropping of the leaves. You can spray with Orthene (or other chemical) to control

mites. Insecticidal oil (such as Ultra Fine) kills mites and scales but be sure to coat both sides of the leaves, and do not spray during hot temperatures. Check with local camellia growers for other spraying tips and to find out what they spray with to control these insects.

COLLECTING AND PLANTING SEEDS: Some of your camellia seeds have probably already matured, but you can continue to collect and plant fresh seed through September. Place the seeds immediately in moist vermiculite or other soilless mix, and cover with plastic wrap until they sprout, at which time you can plant them in pots.

PLANTING: Potted camellias can be planted at any time of the year, but remember to water at least twice a week. Be sure to plant them above the soil level to allow for settling. Never plant a camellia at a level lower than it is growing in the pot.

WATERING: It is very important to water regularly during any dry periods. Camellias should receive a deep watering (1 inch) once a week. This is true year-round, but is more crucial during dry periods.

FERTILIZING: You probably do not want to fertilize after the end of August or very beginning of September, as you do not want to encourage plant growth at this time of year. You can use any fertilizer up until this time, but if you fertilize after September, you should use only a very low nitrogen fertilizer, and fertilize lightly. Be sure to spread the fertilizer out to the drip line.

(continued in the next column)

CAMELLIAS AT THIS MONTH'S AUCTION



RAFFLE PLANT: Lillian Gordy



Brooke



C.M. Gordy



Senritsu-Ko (hybrid)



Astro Nova



Georgia Fire

UPCOMING ACS COOPERATIVE SHOWS AND EVENTS IN 2018

OCTOBER

PERRY, GA, Middle Georgia Camellia Society, 10/13/2018, at Georgia National Fair, Miller-Murphy-Howard Building, 401 Larry Walker Parkway, Sandra Williams, dscm@pstel.net, (478) 836-4249

NOVEMBER

BOSTON, GA, Wiregrass Camellia Society, 11/3-4/2018, at Boston Baptist Church, 143 South Main Street, Sandra Jones, (229) 263-8661, sandrayjones@windstream.net

BYRON, GA, Middle Georgia Camellia Society, 11/10/2018, at Byron Municipal Complex, 401 Main Street, Tommy Alden (478) 825-1337, tommy@countynurseries.com

DECEMBER

PENSACOLA, FL, Pensacola Camellia Club, 12/8/2018, at University of West Florida Conference Center, 11000 University Parkway Building 22, Skip Vogelsang, (850) 438-3790, lbv3rd@gmail.com

ABOUT OUR SPEAKERS

Carol was born in 1951 at Quitman, Georgia. She grew up on a family farm where tobacco was the main cash crop. She graduated in 1969 from Brooks County High School. She graduated with a degree in Math Education in 1973 from Valdosta State University. She received her specialist degree in Math Education in 1977 from Valdosta State University. She was always around the extensive collections of Camellias that her Mother, Grandmother, and Uncle grew for their enjoyment.

Jerry was born at Moultrie, Georgia in 1948. He grew up on a family farm at Cherry Lake, Florida (Madison County). The main crops were tobacco and beef cattle. He graduated from Madison High School in 1966. He graduated from The University of Florida in 1970, with a degree in Agriculture, (BS Plant Science). He received his Masters' Degree in Agriculture in 1972. His Mother always grew and enjoyed an extensive collection of Camellias.

Jerry and Carol retired from active work in 2005. Jerry worked in the Citrus industry in South Florida the last 25 years of his career. Carol taught High School Math her 30-year career.

They have been avid collectors and growers of Camellias the last 13 years of their retirement. Their garden (Christine's Camellias) is approximately 6 acres with approximately 3000 growing plants. Their collection has over 1300 named varieties. They show in at least 14 shows annually.

OCALA CAMELLIA SOCIETY OFFICERS AND DIRECTORS

President: Jill Reed, 352-591-4343
Vice-President: Susan Dunn, 352-694-4461
Secretary: Zlata Sabo, 352-237-5537
Treasurer: Laura Perdomo, 352-625-6467
Directors: Patrick Andrews, 352-895-8762
Charlotte Bunyan, 352-624-3022
Mike Dorsey, 352-
Ann Greenwood, 352-347-9992
Joe Sabo, 352-6237-5537
Kathryn Sickling, 352-625-2179
Judy Vaughn, 352-502-3837
Bob Weidman, 352-840-3911
Cindy Witmer, 352-804-6736

OCALA CAMELLIA SOCIETY

The Ocala Camellia Society meets on the first Thursday of each month, September through March, at 6:30 p.m., at the Community Center of the Ocala Police Department, 402 S. Pine, Ocala, Marion County, Florida. Members, friends, and interested gardeners from the general public are invited to attend. Members are encouraged to bring friends.

October 4, 2018, Ocala Police Department
November 1, 2018, Ocala Police Department
December 6, 2018, Ocala Police Department
January 3, 2019, Ocala Police Department
January 26-27, 2019, ANNUAL CAMELLIA SHOW,
Ocala Golf Club, 3130 E. Silver Springs Blvd,
Ocala, Florida
February 7, 2019, Ocala Police Department
March 7, 2019, Ocala Police Department

OCALA CAMELLIA SOCIETY APPLICATION FOR MEMBERSHIP FOR 2018-2019

The Ocala Camellia Society is a local society, affiliated with the American Camellia Society, whose members meet the first Thursday night of the month, September through March, and presents an annual camellia show during January. The monthly meetings are devoted to various cultural aspects of camellias. Annual dues are \$10 for individuals and \$15 for couples. Dues are collected in September for the camellia season. Please complete the application below for membership in the Ocala Camellia Society.

OCALA CAMELLIA SOCIETY

Single Membership	()	\$10.00
Couple Membership	()	\$15.00
Corporate Membership	()	\$50.00

Total Enclosed \$_____

Date of Application _____

Name: Mr. _____
Ms./Mrs. _____

Address _____

City _____ State _____ Zip Code _____

Telephone Number: Home () - _____ Cell () - _____

Email: _____

Please make your check payable to Ocala Camellia Society and send to: Laura Perdomo, Treasurer, Ocala Camellia Society, 11960 NE 52nd Place Road Silver Springs, FL 34488.

OCALA CAMELLIA SOCIETY

NEWSLETTER

Patrick Andrews, Editor

WELCOME BACK!

SEPTEMBER 2018

FIRST MEETING OF THE SEASON SET FOR THURSDAY, SEPTEMBER 6, 2018

The first meeting of the Ocala Camellia Society 2018-2019 season will be on Thursday, September 6, 2018, at the Community Room at the Ocala Police Station located at 402 S. Pine (Pine Plaza) in Ocala. Park in front of the police station and enter in the side door to the right before you get to the main front door.

Light refreshments will be served at 6:30, and the meeting will begin at 7:00. Vice-President and Program Chair Susan Dunn has arranged a program presented by Maxine Hunter, UF/IFAS Extension Residential Horticulture Agent and Master Gardener Coordinator since 2014. She has a master's degree in Agriculture Education and Communication and a bachelor's degree in Wildlife Ecology and Conservation, both from the University of Florida. Her favorite horticulture topics include integrated pest management, vegetable gardening and edible landscaping, and wildlife management. Prior to becoming an extension agent, she worked for the UF/IFAS Extension Farm to School Program as the Northeast Florida District Coordinator where she assisted with implementing local food movements, school and community gardens.

We will conclude the meeting with a raffle (*Eleanor Martin Supreme*) and auction (*Lauren Tudor, Annie Tee, and William Paulk*).

PRESIDENT'S MESSAGE

By Jill Reed

Ah, now I am getting back into the camellia groove, and it feels good! It's been a nice, long spring and summer. After our last meeting in March, once we got past that dry spell that required constant watering, I essentially forgot about the camellias. I may have anointed them with some well-rotted or not-at-all-rotted horse manure once or twice over the summer. But once those rains started, the most attention the camellias got was a little mowing around and between them and replanting one an armadillo completely uprooted. Otherwise, the camellias have largely been on their own.

Lately, though, my camellia friends have me thinking about camellias again. First, there was a small crisis regarding the show site (now resolved, have no fear). This brought on email discussions, a meeting at Silver Springs State Park, an Executive Board Meeting focused on this problem, and negotiations for a new site for this year. (Thank you, Donna DiSclafani!)

That problem was put to rest, but the interactions with my camellia compadres got other camellia activities underway. There was a tour of Patrick and Bob's garden and an opportunity to air-layer, and even though it was late in the year for it, my dear husband and I did spend half a day in July doing just that. Then the plant list arrived from County Line Nursery, with the opportunity to select more cultivars, and of course, that meant

(Continued on page two)

(Continued from page one)

studying up on the choices. Then, there was another Executive Board Meeting to discuss our plans for the upcoming season, pulling together “In the Spotlight” pieces for the newsletter, and email exchanges with members about special plant orders.

All this talking and thinking about camellias has me paying more attention to the plants I have in the ground, checking on buds and growth, and looking forward to the blooms to come. It also has me planning the next camellia planting at our place – trying to decide how to arrange the new plantings, considering flower color and bloom season, growth habit, and sun tolerance. I’m thinking about all I have learned that leads to success – most importantly, planting in the right place, amending the soil as needed, and watering. I can tell by the progress of the camellias I planted in successive years that I am learning more about the when, where, and how of planting that is so important!

So, after the summer hiatus I am now stoked about the new camellia season! I look forward to learning more about these wonderful plants from you and from the terrific program speakers that Susan has lined up. Most of all, I look forward to seeing you all and sharing camellia joy with you!

SILVER SPRINGS STATE PARK WORKDAY

There will be a camellia garden workday at the camellia garden at Silver Springs State Park on Saturday, September 22, from 9:00 AM - 11:00 AM.

That is National Public Lands Day, so there will be other volunteers in the park working at different sites. Craig Littauer said they could send additional volunteers to the camellia garden to help us if they are available. We will be weeding, edging, and spreading mulch, if he can get a load there.

IN THE SPOTLIGHT DON WERLEY



Don Werley migrated to Florida in 2002 after visiting a friend here. He loves living in Dunnellon because of its small-town feel. After living in Chicago all his life he had seen enough of the city life and wanted quiet living.

Don has been a cycle enthusiast most of his life starting seriously sometime in his thirties, riding as much as 80 miles a day all year long. He has accomplished a cross-country trip from San Francisco to Virginia, which he did in segments. He has also ridden from Portland, Maine, to Orlando, Florida. These were driven by charity as well as his love to ride.

Kayaking was a hobby Don picked up after his move to Florida. As with cycling, he loves a challenge and has paddled the length of the Suwanee River from Georgia to the Gulf of Mexico over a week, covering about 20 miles a day and camping each night on the shore of the river. Don and his friend Mark have paddled many of the rivers here in Florida.

Don also gives back to the community by volunteering. He has been a camp host at Rainbow Springs for several years, has made seven trips out west to camp host at Zion National Park as well as at many state parks in Oregon and Washington. He is active in his church and is always willing to give a helping hand to anyone in need.

Don was introduced to camellias by his lovely wife, Deb, but fell in love with the flower after attending the Ocala Camellia Society show about two years ago. Don has loved working in his yards throughout his life, but he had not developed a love for flowers until about 3 years ago after he attended the Master Gardener Spring Show in Ocala. He especially enjoys flowers that support and attract pollinators.

THE THREE “WINNINGEST” CAMELLIAS IN 2017-2018

Your chances of winning an award are greatest if you have one or more of these winning flowers!



DICK HARDISON




FRANK HOUSER VAR.



FIRCONE VAR.

IN THE SPOTLIGHT DON WILLS



My name is Donald Wills. I lived in Pittsburgh, Pennsylvania, with my maternal grandparents until 1949 when we moved to Fort Lauderdale. I worked as president of Broward Schools Credit Union (now BrightStar Credit Union) for 41 years.

I was married to Ginny in 1956. In Fort Lauderdale, Ginny grew orchids, but when we moved to Ocala in 2006, her orchids did not do well here and she started growing camellias.

We have had two children. Our daughter, Kathleen, is a structural engineer, and our son, Scott, who passed away in 2001, was a professor at Georgia Tech.

We are dog lovers and during our married life we have had 9 dogs, including seven Collies. We do not have a dog now, which is the first time in our married life that we are without a dog.

CAMELLIAS AT THIS MONTH'S AUCTION



Eleanor Martin Supreme (raffle)
Japonica, Medium, Semidouble



Lauren Tudor
Japonica, Very Large, Semidouble/Peony



William Paulk
Japonica, Large, Semidouble



Annie Tee
Japonica, Large, Loose Peony

UPCOMING ACS COOPERATIVE SHOWS AND EVENTS IN 2018

OCTOBER

PERRY, GA, Middle Georgia Camellia Society, 10/13/2018, at Georgia National Fair, Miller-Murphy-Howard Building, 401 Larry Walker Parkway, Sandra Williams, dscm@pstel.net, (478) 836-4249

NOVEMBER

BOSTON, GA, Wiregrass Camellia Society, 11/3-4/2018, at Boston Baptist Church, 143 South Main Street, Sandra Jones, (229) 263-8661, sandrayjones@windstream.net

BYRON, GA, Middle Georgia Camellia Society, 11/10/2018, at Byron Municipal Complex, 401 Main Street, Tommy Alden (478) 825-1337, tommy@countylinenursery.com

DECEMBER

PENSACOLA, FL, Pensacola Camellia Club, 12/8/2018, at University of West Florida Conference Center, 11000 University Parkway Building 22, Skip Vogelsang, (850) 438-3790, lbv3rd@gmail.com

UPCOMING ATLANTIC COAST CAMELLIA SOCIETY CONVENTION

The 2018 Atlantic Coast Camellia Society Convention will be held on September 14 and 15 at the Litchfield Beach and Golf Resort, US Route 17, 14276 Ocean Highway, Litchfield Beach, SC.

This is an exciting get-together of camellia lovers from all over the southeast, gulf coast, and mid-Atlantic.

You can find out all the information about the meeting, including cost and room availability, by visiting the Atlantic Coast Camellia Society web site at www.atlanticcoastcamelliasociety.org. I hope to see you there. You'll have a great time!

CAMELLIA CULTURE -- LATE SUMMER AND EARLY FALL

DISBUDDING: Disbudding is the process of removing all but one bud from the tip of a branch. You should never leave two or more flower buds side by side if you want big, beautiful flowers. Plants have only so much energy for each bud, and if there are too many, none of the buds may open completely. You may also want to remove interior buds from a branch, as these will also take energy from the terminal bud. Some growers even take single buds from some branch tips so the plant's energy will be directed to even fewer buds. If you have ever wondered how some growers consistently have larger flowers, this is the reason. Don't be shy about removing buds.

GIBBING: Gibbing is the process of removing the growth bud next to a flower bud and filling the "cup" with a drop of gibberellic acid. This causes the remaining flower bud to swell and bloom much earlier than it normally would, and in most cases the flower is much larger. Start gibbing around Labor Day, and treat several buds on large bushes at weekly intervals. Don't gib more than one or two buds on small bushes, if at all. You can order a gib on the web; just Google Pro Gibb.

SPRAYING: Spider mites and scale insects are still a problem at this time a year, so keep a close eye out for them. Spider mites cause the leaf to appear bronze, particularly along the central rib, and can ruin the look of the foliage. Scale insects can be seen on the lower surface of leaves and result in yellowing and dropping of the leaves. You can spray with Orthene (or other chemical) to control

mites. Insecticidal oil (such as Ultra Fine) kills mites and scales but be sure to coat both sides of the leaves, and do not spray during hot temperatures. Check with local camellia growers for other spraying tips and to find out what they spray with to control these insects.

COLLECTING AND PLANTING SEEDS: Some of your camellia seeds have probably already matured, but you can continue to collect and plant fresh seed through September. Place the seeds immediately in moist vermiculite or other soilless mix, and cover with plastic wrap until they sprout, at which time you can plant them in pots.

PLANTING: Potted camellias can be planted at any time of the year, but remember to water at least twice a week. Be sure to plant them above the soil level to allow for settling. Never plant a camellia at a level lower than it is growing in the pot.

WATERING: It is very important to water regularly during any dry periods. Camellias should receive a deep watering (1 inch) once a week. This is true year-round, but is more crucial during dry periods.

FERTILIZING: You probably do not want to fertilize after the end of August or very beginning of September, as you do not want to encourage plant growth at this time of year. You can use any fertilizer up until this time, but if you fertilize after September, you should use only a very low nitrogen fertilizer, and fertilize lightly. Be sure to spread the fertilizer out to the drip line.

(continued in the next column)

OCALA CAMELLIA SOCIETY OFFICERS AND DIRECTORS

President: Jill Reed, 352-591-4343
Vice-President: Susan Dunn, 352-694-4461
Secretary: Zlata Sabo, 352-237-5537
Treasurer: Laura Perdomo, 352-625-6467
Directors: Patrick Andrews, 352-895-8762
Charlotte Bunyan, 352-624-3022
Mike Dorsey, 352-
Ann Greenwood, 352-347-9992
Joe Sabo, 352-6237-5537
Kathryn Sickling, 352-625-2179
Judy Vaughn, 352-502-3837
Bob Weidman, 352-840-3911
Cindy Witmer, 352-804-6736

OCALA CAMELLIA SOCIETY

The Ocala Camellia Society meets on the first Thursday of each month, September through March, at 6:30 p.m., at the Community Center of the Ocala Police Department, 402 S. Pine, Ocala, Marion County, Florida. Members, friends, and interested gardeners from the general public are invited to attend. Members are encouraged to bring friends.

September 6, 2018, Ocala Police Department
October 4, 2018, Ocala Police Department
November 1, 2018, Ocala Police Department
December 6, 2018, Ocala Police Department
January 3, 2019, Ocala Police Department
January 26-27, 2019, ANNUAL CAMELLIA SHOW,
Ocala Golf Club, 3130 E. Silver Springs Blvd,
Ocala, Florida
February 7, 2019, Ocala Police Department
March 7, 2019, Ocala Police Department

OCALA CAMELLIA SOCIETY APPLICATION FOR MEMBERSHIP FOR 2018-2019

The Ocala Camellia Society is a local society, affiliated with the American Camellia Society, whose members meet the first Thursday night of the month, September through March, and presents an annual camellia show during January. The monthly meetings are devoted to various cultural aspects of camellias. Annual dues are \$10 for individuals and \$15 for couples. Dues are collected in September for the camellia season. Please complete the application below for membership in the Ocala Camellia Society.

OCALA CAMELLIA SOCIETY

Single Membership	()	\$10.00
Couple Membership	()	\$15.00
Corporate Membership	()	\$50.00

Total Enclosed \$_____

Date of Application _____

Name: Mr. _____
Ms./Mrs. _____

Address _____

City _____ State _____ Zip Code _____

Telephone Number: Home () - _____ Cell () - _____

Email: _____

Please make your check payable to Ocala Camellia Society and send to: Laura Perdomo, Treasurer, Ocala Camellia Society, 11960 NE 52nd Place Road Silver Springs, FL 34488.